

Neighborhoods included: Near NW Riverside, Crown Hill

SUPPLY SNAPSHOT

The workforce in Marion County - and around the country - looks different than it did post-recession. A decade later, we have seen a mix of lower unemployment, but higher percentages of residents disconnected from the labor market. EmployIndy is increasingly applying an intentional, place-based approach to delivering education, training, employability skills and work-based learning at the neighborhood level to advance strong and supportive communities. Our target impact areas began with five zip codes and evolved into more specific neighborhoods after leveraging IndyVitals.org to identify areas of most need for services.

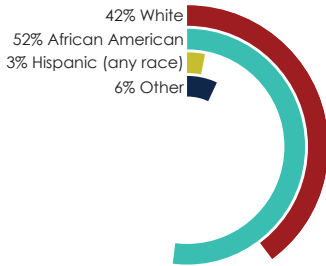
POPULATION

23,346 = 2.5% OF MARION COUNTY

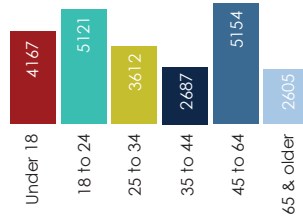
HOUSEHOLDS

8918 = 2.5% OF MARION COUNTY

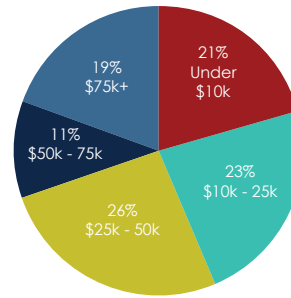
RACE & ETHNICITY



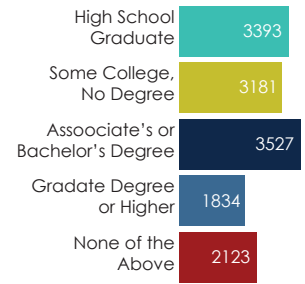
AGE



HOUSEHOLD INCOME



EDUCATION (AGE 25+)



BELOW POVERTY LEVEL

Under 18 Years: **50%**

Over 18 Years: **29%**

EMPLOYMENT STATUS (16+)



PROPERTY CRIMES:

1722

(OR 7.4/100 PEOPLE)

VIOLENT CRIME & ASSAULT:

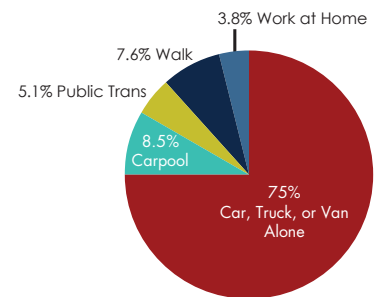
1095

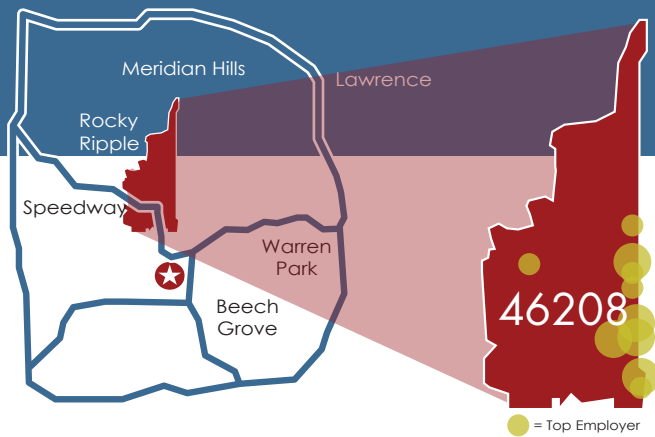
(OR 4.7/100 PEOPLE)

COMMUNITY ASSETS

Parks & Facilities	16
Youth Programs	2
Libraries	3
Food Sources	106
Financial Institutions	4
Faith-Based Orgs	58
Daycares	27
Community Centers	2
Employment Programs	2

TRANSPORTATION OF WORKERS 16+





Neighborhoods included: Near NW Riverside, Crown Hill

DEMAND SNAPSHOT

EmployIndy is increasingly applying an intentional, place-based approach to connecting employers to job-seekers at the neighborhood level to advance strong and supportive communities. By understanding in-demand jobs within target areas, funding can be directed and coordinated for unduplicated services, and services can be delivered in meaningful, impactful ways.

TOP EMPLOYERS

ESTIMATED
JOBS

INDUSTRY

Meridian Citizens Mutual Ins. Co.	2,000	Insurance
Ivy Tech Central Indiana	1,540	Education
A.C.A. Sparrow Group	1,000	Health Care
Meridian Security Insurance Co.	398	Insurance
Ivy Tech Central Office	384	Gov/Education
Children's Museum of Indpls.	330	Arts/Culture/Ent
Indiana Blood Center	250	Health Care
Indianapolis Public Library	250	Gov/Education
Alliedbarton Security Services	225	Security
Indianapolis Museum of Art	150	Arts/Culture/Ent

DESIRED WORKFORCE ATTRIBUTES

ABILITIES

- Oral Comprehension
- Near vision
- Oral Expression
- Speech Recognition
- Speech Clarity

SKILLS

- Active Listening
- Speaking
- Reading Comprehension
- Critical Thinking
- Social Perceptiveness

KNOWLEDGE

- Customer and personal service
- English Language
- Clerical

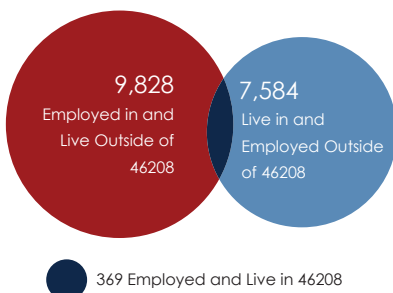
TOP INDUSTRIES BY EMPLOYMENT

INDUSTRY	2017 JOBS	5 YEAR CHANGE
Colleges, Universities (State Gov't)	9,391	+487
Colleges, Universities	2,417	+82
Insurance Agencies & Brokerages	589	+88
Museums	512	-40
Blood & Organ Banks	498	+154
Religious Organizations	476	+4
Security Guards & Patrol Services	407	+50
Elementary & Secondary Schools	405	+105
Offices of Physicians (exc Mental Health)	367	+81
Local Government (exc Ed and Hospitals)	317	-8

TOP OCCUPATIONS BY EMPLOYMENT

OCCUPATION	2017 JOBS	5 YEAR CHANGE	2015 MED PAY
Office Clerks, General	1,179	+91	\$13.88
Secretaries & Admin Assistants	981	+72	\$16.44
Office & Admin Support Workers	669	+47	\$15.84
Janitors & Cleaners (exc Maids)	637	+52	\$11.07
Security Guards	477	+56	\$10.64
Maintenance & Repair Workers	347	+24	\$17.98
Insurance Sales Agents	299	+13	\$25.13
Bookkeeping, Accounting, Auditing Clerks	291	+4	\$18.47
Food Prep & Serve Workers (inc Fast Food)	287	+31	\$8.97
Customer Service Representatives	269	+17	\$16.04

INFLOW/OUTFLOW



INDUSTRIES IN TARGETED CLUSTERS

CLUSTER	INDUSTRY	2017 JOBS	5 YEAR CHANGE
Advanced Manufacturing	Cut Stone and Stone Product Manufacturing	36	+17
	Ornamental & Architectural Metal Work Manuf	19	?
	Sign Manufacturing	17	+1
Adv Manufacturing & Life Sciences	Search, Navigation, Guidance, Aeronautical, & Nautical System and Instrument Manufacturing	15	-6
Agribusiness	Frozen Cakes, Pies, & Other Pastry Manufacturing	11	+11