

Neighborhoods included: Crown Hill, Mapleton Fall Creek, Fair Grounds, Meadows

SUPPLY SNAPSHOT

The workforce in Marion County - and around the country - looks different than it did post-recession. A decade later, we have seen a mix of lower unemployment, but higher percentages of residents disconnected from the labor market. EmployIndy is increasingly applying an intentional, place-based approach to delivering education, training, employability skills and work-based learning at the neighborhood level to advance strong and supportive communities. Our target impact areas began with five zip codes and evolved into more specific neighborhoods after leveraging IndyVitals.org to identify areas of most need for services.

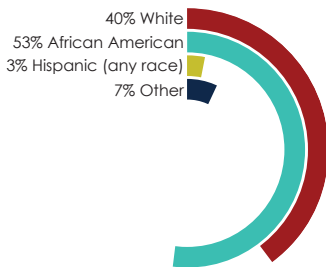
POPULATION

28,339 = 3.1% OF MARION COUNTY

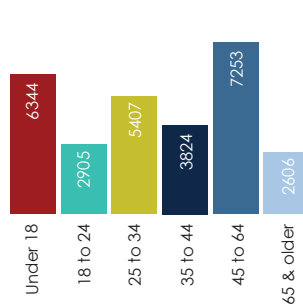
HOUSEHOLDS

11473 = 3.2% OF MARION COUNTY

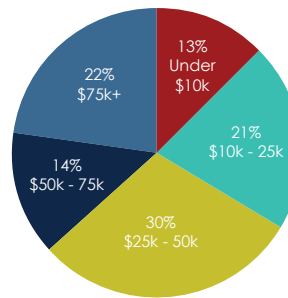
RACE & ETHNICITY



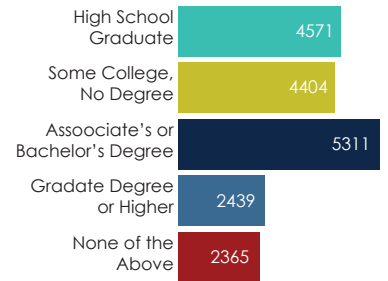
AGE



HOUSEHOLD INCOME



EDUCATION



BELOW POVERTY LEVEL

Under 18 Years: **34%**

Over 18 Years: **22%**

EMPLOYMENT STATUS (16+)



PROPERTY CRIMES:

2234

(OR 7.9/100 PEOPLE)

VIOLENT CRIME & ASSAULT:

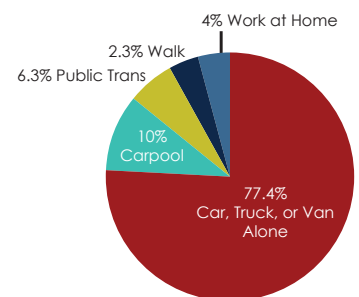
1565

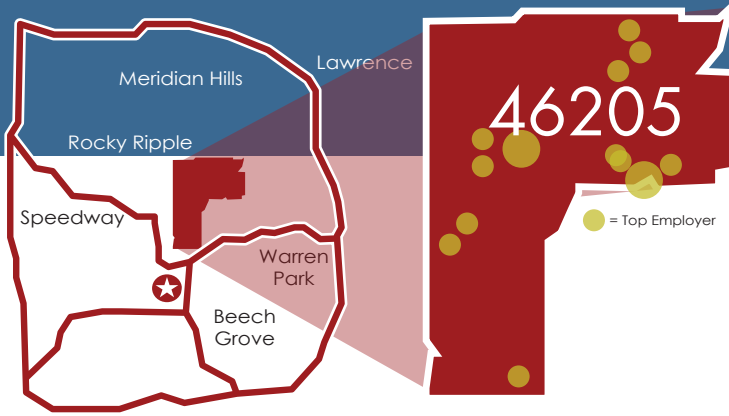
(OR 5.5/100 PEOPLE)

COMMUNITY ASSETS

Parks & Facilities	8
Youth Programs	2
Libraries	1
Food Sources	84
Financial Institutions	6
Faith-Based Orgs	58
Daycares	38
Community Centers	1
Employment Programs	1

TRANSPORTATION OF WORKERS 16+





Neighborhoods included: Crown Hill, Mapleton Fall Creek, Fair Grounds, Meadows

DEMAND SNAPSHOT

EmployIndy is increasingly applying an intentional, place-based approach to connecting employers to job-seekers at the neighborhood level to advance strong and supportive communities. By understanding in-demand jobs within target areas, funding can be directed and coordinated for unduplicated services, and services can be delivered in meaningful, impactful ways.

TOP EMPLOYERS

ESTIMATED JOBS

INDUSTRY

Marion County Health Dept	700	Health Care
IN School for Deaf Alumni Assoc	302	Gov/Education
Marion County Div of Public Health	250	Health Care
National Construction Workforce	225	Staffing
Caregivers, Inc	175	Health Care
IMPD	142	Gov/Education
Indpls-Marion Co Public Library Fdtn	138	Gov/Education
Tindley Accelerated Schools Inc	131	Gov/Education
Briarwood Health Rehabilitation	121	Health Care
Thomas & Skinner, Inc	120	Manufacturing

DESIRED WORKFORCE ATTRIBUTES

ABILITIES

- Oral Comprehension
- Near vision
- Oral Expression
- Speech Recognition
- Problem Sensitivity

SKILLS

- Active Listening
- Speaking
- Service Orientation
- Monitoring
- Social Perceptiveness

KNOWLEDGE

- Customer and personal service
- English Language

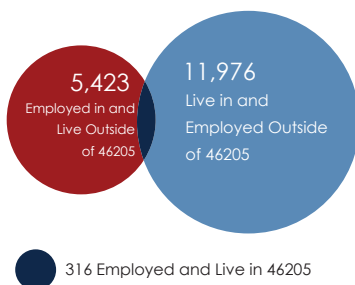
TOP INDUSTRIES BY EMPLOYMENT

INDUSTRY	2017 JOBS	5 YEAR CHANGE
Services for Elderly & People w/ Disabilities	668	+402
Elementary & Secondary Schools	475	+123
Caterers	402	+65
Child Day Care Services	396	-3
Local Government (exc Ed & Hospitals)	354	-10
Security Guards & Patrol Services	349	+43
State Government (exc Ed and Hospitals)	304	-1
Home Health Care Services	299	+72
Elementary & Secondary Schools	286	-5
Landscaping Services	276	+49

TOP OCCUPATIONS BY EMPLOYMENT

OCCUPATION	2017 JOBS	5 YEAR CHANGE	2015 MED PAY
Personal Care Aides	590	+296	\$9.76
Childcare Workers	353	-19	\$9.19
Security Guards	306	+39	\$10.87
Home Health Aides	222	+74	\$10.57
Landscaping & Groundskeeping Workers	214	+37	\$11.08
Taxi Drivers & Chauffeurs	198	+104	\$11.98
Food Prep & Serve Workers (inc Fast Food)	194	+21	\$9.15
Janitors and Cleaners (exc Maids)	181	+3	\$11.66
Cashiers	154	0	\$9.64
Hairdressers, Hairstylists, & Cosmetologists	149	+22	\$12.91

INFLOW/OUTFLOW



INDUSTRIES IN TARGETED CLUSTERS

CLUSTER	INDUSTRY	2017 JOBS	5 YEAR CHANGE
Agribusiness	Retail Bakeries	47	+35
	Meat Processed from Carcasses	37	?
	Metal Service Centers & Other Wholesalers	14	+1
Advanced Manufacturing	Sign Manufacturing	20	+1
	Pesticide & Other Ag Chemical Manufacturing	12	-38
Adv Manufacturing & Life Sciences	Search, Navigation, Guidance, Aeronautical, & Nautical System and Instrument Manufacturing	20	-9