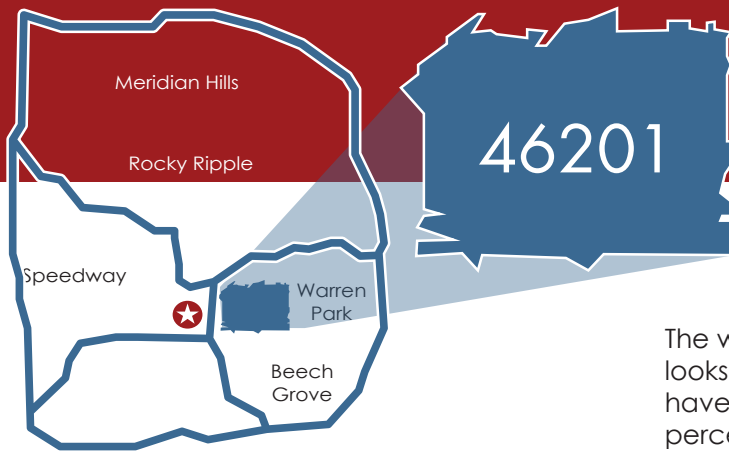


## COMMUNITY SNAPSHOT



Neighborhoods included: Near Eastside, Christian Park

The workforce in Marion County - and around the country - looks different than it did post-recession. A decade later, we have seen a mix of lower unemployment, but higher percentages of residents disconnected from the labor market. EmployIndy is increasingly applying an intentional, place-based approach to delivering education, training, employability skills and work-based learning at the neighborhood level to advance strong and supportive communities. Our target impact areas began with five zip codes and evolved into more specific neighborhoods after leveraging IndyVitals.org to identify areas of most need for services.

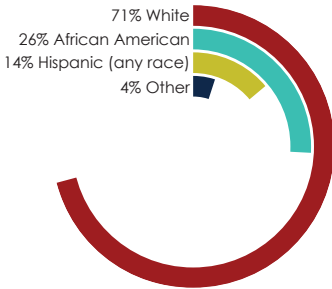
### POPULATION

30,737 = 3.3% OF MARION COUNTY

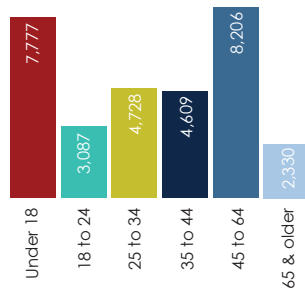
### HOUSEHOLDS

12,166 = 3.3% OF MARION COUNTY

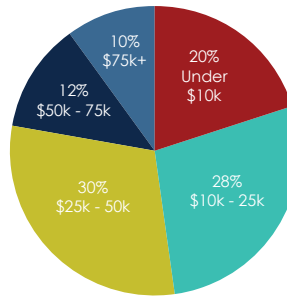
### RACE & ETHNICITY



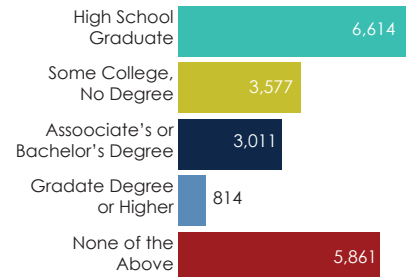
### AGE



### HOUSEHOLD INCOME



### EDUCATION



### BELOW POVERTY LEVEL

Under 18 Years: **51%**

Over 18 Years: **33%**

### EMPLOYMENT STATUS (16-64)



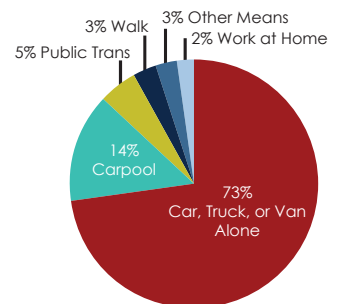
PROPERTY CRIMES: **2,828**  
(OR 9/100 PEOPLE)

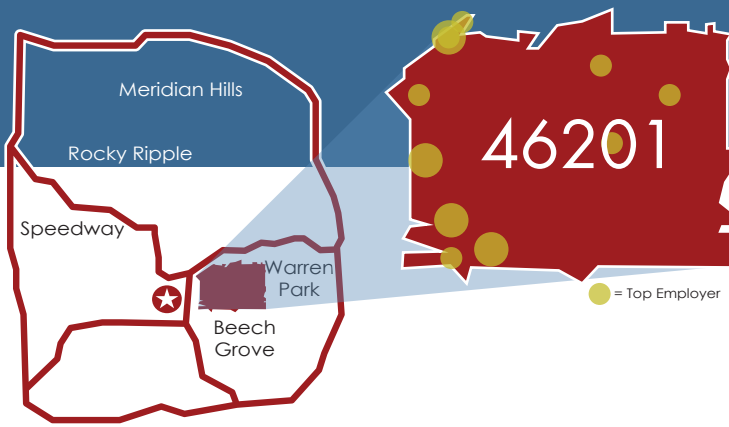
VIOLENT CRIME & ASSAULT: **2,350**  
(OR 7.6/100 PEOPLE)

### COMMUNITY ASSETS

Parks & Facilities	8
Youth Programs	1
Libraries	1
Food Sources	29
Financial Institutions	1
Faith-Based Orgs	44
Daycares	27
Community Centers	2
Employment Programs	4

### TRANSPORTATION OF WORKERS 16+





Neighborhoods included: Near Eastside, Christian Park

## DEMAND SNAPSHOT

EmployIndy is increasingly applying an intentional, place-based approach to connecting employers to job-seekers at the neighborhood level to advance strong and supportive communities. By understanding in-demand jobs within target areas, funding can be directed and coordinated for unduplicated services, and services can be delivered in meaningful, impactful ways.

### TOP EMPLOYERS

Employer	ESTIMATED JOBS	INDUSTRY
Fullbeauty Brands, LP	4,306	Manufacturing
Bar Steel Service Center	300	Manufacturing
Communications Dept. (City of Ind.)	300	Gov/Education
Arsenal Technical High School	280	Gov/Education
Avenue Stores LLC	250	Manufacturing
Specialty Systems of Indiana	245	Environmental
Bar Steel Service Center	200	Manufacturing
Kroger	173	Grocers - Retail
Miller Veneers, Inc.	140	Manufacturing
Specialty Systems Hazardous Waste	130	Environmental

### DESIRED WORKFORCE ATTRIBUTES

ABILITIES	SKILLS
<ul style="list-style-type: none"> <li>• Oral Comprehension</li> <li>• Near vision</li> <li>• Oral Expression</li> <li>• Speech Recognition</li> <li>• Problem Sensitivity</li> </ul>	<ul style="list-style-type: none"> <li>• Active Listening</li> <li>• Speaking</li> <li>• Service Orientation</li> <li>• Monitoring</li> <li>• Social Perceptiveness</li> </ul>
<b>KNOWLEDGE</b> <ul style="list-style-type: none"> <li>• Customer and personal service</li> <li>• English Language</li> </ul>	

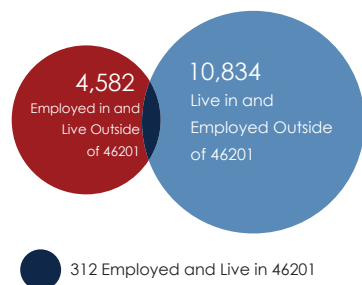
### TOP INDUSTRIES BY EMPLOYMENT

INDUSTRY	2017 JOBS	5 YEAR CHANGE
Limited-Service Restaurants	407	+35
Mail-Order Houses	312	-233
Local Government(exc Ed. & Hospitals)	285	-7
Federal Gov, Civilian (exc Postal Service)	271	+5
State Government (exc Ed. & Hospitals)	245	+0
Elementary & Secondary Schools	237	+61
Remediation Services	214	+72
Supermarkets & Grocery Stores	187	+10
Religious Organizations	159	+2
General Rental Centers	156	+46

### TOP OCCUPATIONS BY EMPLOYMENT

OCCUPATION	2017 JOBS	5 YEAR CHANGE	2015 MED PAY
Food Prep & Serve Workers (inc Fast Food)	220	+21	\$9.11
Cashiers	199	+9	\$9.50
Retail Salespersons	172	+10	\$11.14
Laborers & Freight, Stock, Material Movers	146	-11	\$12.26
Customer Service Representatives	115	-30	\$16.40
Office Clerks, General	101	-2	\$14.63
Team Assemblers	101	+8	\$12.18
First-Line Supervisors of Retail Sales Workers	100	+7	\$17.26
Stock Clerks and Order Fillers	94	-5	\$11.95
Childcare Workers	93	-2	\$9.44

### INFLOW/OUTFLOW



### INDUSTRIES IN TARGETED CLUSTERS

CLUSTER	INDUSTRY	2017 JOBS	5 YEAR CHANGE
Adv Manufacturing & Life Sciences	Instruments & Products for Measuring, Displaying, & Controlling Industrial Process Variables	155	+98
Logistics & Transportation	Scheduled Passenger Air Transportation	106	-127
Advanced Manufacturing	Motor & Generator Manufacturing	78	28
	Oil & gas Field Machinery & Equipment Manuf	39	-6
	Industrial Process Furnace & Oven Manufacturing	34	8
Information Technology	Wired Telecommunications Carriers	31	-5